

Florida Department of Corrections

Florida's Criminal Punishment Code: A Comparative Assessment

October 2020



*A report to the Florida
Legislature detailing Florida's
Criminal Punishment Code*

Mark S. Inch, Secretary

TABLE OF CONTENTS

Executive Summary	3
I. Introduction	4
1. Overview of Florida’s Sentencing Policies	5-11
2. Narrative on Introductory Statistics.....	12
3. Introductory Statistics.....	13
II. Fiscal Year Scoresheet Data	14
1. Scoresheets Received by Circuit	15
2. Age Data	16
3. Gender Data	17
4. Race Data.....	18
5. Statute Reference	19-20
6. Offense Type	21-22
7. Points by Sanction Imposed	23
8. Points by Circuit	24-27
9. Sanction Imposed by Judicial Circuit.....	28
10. Sanction Imposed by County of Sentence.....	29-31
11. Offense Type-Qualifier by Sanction Imposed.....	32-34
III. Trends in Inmate Admissions	35
1. Trends in Inmate Admissions	36
2. Total Admissions to Prison by County of Commitment	37
3. Total Admissions to Prison by Circuit of Commitment.....	38
4. Counties with Most Inmate Admissions.....	39
5. Prior Inmate Admissions	40
Appendices	41
Criminal Punishment Code Scoresheet.....	42-46

Florida's Criminal Punishment Code: A Comparative Assessment

Offenses Committed On or After October 1, 1998

Executive Summary

In 1997, the Florida Legislature created a new sentencing structure, the Florida Criminal Punishment Code (“Code”). The Code is Florida’s primary sentencing policy. It is unique in that it has features of both structured and unstructured sentencing policies.

From a structured sentencing perspective, the Code provides for a uniform evaluation of relevant factors present at sentencing, such as the offense before the court for sentencing, prior criminal record, victim injury, and others. It also provides for the lowest permissible sentence that the court must impose in any given sentencing event, absent a valid reason for departure.

The Code also contains some characteristics of unstructured sentencing, such as broad judicial discretion and the allowance for the imposition of lengthy terms of incarceration.

The Code is effective for offenses committed on or after October 1, 1998, and is unlike the state’s preceding sentencing guidelines, which provided for narrow ranges of permissible sentences in all non-capital sentencing events.

The intent of this report is to address the requirement set forth in Florida Statute 921.002(4)(a) to analyze sentencing events under the Florida Criminal Punishment Code. Each year, the Department of Corrections is required to report on trends in sentencing practices and sentencing score thresholds, and provide an analysis of the sentencing factors considered by the courts. On October 1, 2018, the digitized criminal punishment code scoresheet system was implemented statewide. The Department’s primary areas of focus in quality control are accounting for all scoresheets and correctly entering scoresheets into the Department’s database. Additional information regarding the digitized scoresheet is located under “Department of Corrections Responsibilities” in Part I.

Since January 1, 1994, the Florida Department of Corrections has collected over 2.8 million scoresheets on felony offenders sentenced in Florida courts under the state’s Sentencing Guidelines and Criminal Punishment Code. This report details the 67,387 scoresheets received with sentence dates in FY 2019-2020; received by the Florida Department of Corrections, for felony offenses committed on or after October 1, 1998.

PART I

INTRODUCTION

Overview of Florida's Sentencing Policies

History of Sentencing Policy

Unstructured Sentencing

Prior to October 1, 1983, courts sentenced in accordance with the provisions of law that permitted a wide range of judicial discretion in the sentencing decision. Sanctions ranged from a fine up to state prison incarceration. The statutory maximum penalties of incarceration in state prison were:

- Five years for a felony of the third degree;
- Fifteen years for a felony of the second degree;
- Thirty years for a felony of the first degree, and;
- Life for a life felony.

This was a form of an indeterminate sentencing policy because most offenders sentenced to prison were, by law, parole eligible. Parole was a discretionary early release policy, which had a significant impact upon both the percentage and the actual amount of time served.

Structured Sentencing/Sentencing Guidelines

The Florida Sentencing Guidelines represent the state's structured policy with respect to the sentencing of non-capital felony offenders. There are three distinct versions of the guidelines currently in operation in Florida. They each:

- Provide for a uniform set of standards to guide the sentencing court in sentencing decisions;
- Evaluate relevant factors present at sentencing relating to the offense or offenses and the defendant's prior criminal behavior;
- Are attempts to provide for "truth in sentencing" and eliminate unwarranted disparity in sentencing decisions;
- Focus on ensuring that the punishment is commensurate with the offenses before the court for sentencing, and;
- Are mathematically based and provide a means to address several policy areas.

Every assessment of points reflects a policy statement regarding the relative severity of a criminal behavior. Each policy is represented on its respective scoresheet, which must be completed for each felony defendant prior to sentencing.

The 1983 Sentencing Guidelines

Due to concerns regarding actual and percent of time served as well as concerns regarding a lack of uniformity in sentencing, the 1983 Florida Sentencing Guidelines were enacted October 1, 1983 and parole eligibility was abolished for almost all offenses committed after that date. These guidelines are currently in effect for all non-capital felony offenses that were committed on or after October 1, 1983 and before January 1, 1994.

The 1983 Sentencing Guideline structure was comprised of nine separate worksheets for specified offense categories such as murder, sexual offenses, drug offenses, etc. All offenses were contained in one of these categories.

Within each worksheet, points were assessed for offenses to be sentenced and prior record offenses based on the number of offenses and each offense's felony degree. Assessments were made for legal status and victim injury. Total scores fell into sentencing ranges or cells, for each worksheet. The least severe cell provided for a non-state prison sanction and the most severe cell provided for 27 years to life in prison. Departure sentences were permissible, as long as, written reasons were provided.

Several factors eventually eroded the integrity of the "truth in sentencing" aspect of the 1983 sentencing guidelines. Some of these factors included an epidemic of "crack" cocaine-related offense activity, which resulted in an unanticipated impact upon correctional resources, the passage of unfunded mandatory minimum sentence legislation, and significant growth in the population of the State of Florida.

As a result of these and other factors, the percentage of time served and actual time served declined. By 1989, the average percentage of time served was 34 percent. This lack of system integrity was the impetus for the creation of a new sentencing guideline structure.

The 1994 Sentencing Guidelines

The 1994 Sentencing Guidelines were enacted through the passage of the “Safe Streets Act.” These guidelines were created with the recognition that prison resources are finite and that the use of state incarceration should be focused upon offenders who commit serious or violent offenses, or who offend repetitively. The 1994 guidelines repealed the grant of basic gain time, evidencing the legislature’s re-commitment to “truth in sentencing.” These sentencing guidelines are in effect for all non-capital felony offenses committed on or after January 1, 1994 and before October 1, 1995.

The structure of the 1994 Sentencing Guidelines has little similarity to the 1983 structure. The structure created attempted to resolve some of the problems inherent in the preceding structure, such as the nine separate worksheets, the lack of offense-specific detail and the issue of grouping crimes by category. The structure of the 1994 guidelines:

- Ranks all non-capital felonies in one of 10 offense severity levels. Level 1 is the least severe ranking and 10 reflects the most serious felonies.
- Each of the rankings has an associated point value in each of three elements subject to scoring: primary offense, additional offense(s), and prior record. Point values escalate as the rank increases. Every offense scored is provided its corresponding point value in these areas, with the emphasis of points lying in the area of the primary offense.
- Includes other policy levels through an assessment of points for a variety of other factors such as: victim injury, legal status, supervision violations, and others.

Under the 1994 structure, the total guidelines score determines the sanction and a range of length of sanction when state prison is applicable. There are basically three categories of sanction based upon total scores. There are ranges of score which:

1. Mandate a non-state prison sanction when the total score is 40 points or less.
2. Provide for discretionary prison or non-state prison sanction when the total score is greater than forty and less than 52 points.

3. Mandate a state prison sanction when the total score exceeds 52 points.

The length of prison is determined by subtracting 28 from the total sentence points to derive the total prison months.

The court has the discretion to increase or decrease the sanction by 25%. This provided for a relatively narrow range for the imposition of a guideline sentence.

The 1995 Sentencing Guidelines

The 1994 Sentencing Guidelines were significantly amended in 1995 through the passage of the Crime Control Act of 1995. The basic structure of the 1994 sentencing guidelines remained; however, point values were increased in a variety of areas and additional policy levers were created to provide for greater sanctions. The 1995 guidelines are in effect for offenses committed on or after October 1, 1995 through September 30, 1998.

The Heggs ruling stated that the use of the 1995 Sentencing Guidelines for offenses between October 1, 1995 and May 24, 1997 is unconstitutional. However, the 1995 Sentencing Guidelines are used for offense dates between May 25, 1997 and September 30, 1998.

The guidelines were slightly modified in both 1996 and 1997, again providing for increased sanctions and sanction length in certain instances.

The Criminal Punishment Code

The Criminal Punishment Code became effective for offenses committed on or after October 1, 1998. The guidelines are repealed for all offenses committed on or after October 1, 1998 but remain in effect for offenses committed prior to this date. The Code contains features of both structured and unstructured sentencing policies. It maintains many of the goals of guidelines sentencing. Compared to the guidelines however, the Code allows for greater upward discretion in sentencing, provides for increased penalties, and lowers mandatory prison thresholds.

- The Code significantly alters the sentencing policy in a variety of respects. One of the most notable changes is the significant broadening of upward discretion in the sentencing policy. Under the sentencing guidelines, the upward discretion

was 25 percent above the state prison months determined by the calculation. Under the Code, the maximum sentence for any felony offense is determined by the statutory maximums as provided in Florida Statute (F.S.) 775.082.

<u>Felony Degree</u>	<u>Years in Prison</u>
Life Felony	Up to Life
1 st	Up to 30
2 nd	Up to 15
3 rd	Up to 5

- This has two effects that are divergent from the preceding guidelines. First, all felony offenders have the potential to receive a prison sentence, whereas many under the guidelines were by policy excluded from such a possibility. Second, the maximums of F. S. 775.082 usually will provide for far greater sentence lengths than were permissible under the guidelines.
- Another significant change is the determination when a prison sentence becomes mandatory under the new sentencing policy. The basic structure of the sentencing policy has not changed with respect to point determinations. Sentencing point thresholds for sentence calculations have, however, undergone significant revisions.
 1. If total points are equal to or less than 44, the lowest permissible sentence is a non-state prison sanction. (However, state prison up to the statutory maximum can be imposed.)
 2. If total points exceed 44, the minimum sentence is established by taking the total point value subtracting 28 and decreasing the remaining value by 25%. This end result value is the lowest permissible prison sentence in months.

This means that only those offenders scoring 44 or fewer points may receive a non-state prison sanction under the code. All others must receive a state prison sanction, absent downward departure from this structure. The threshold under the guidelines for mandatory prison incarceration was 52 points.

Department of Corrections Responsibilities

The Department was provided a variety of responsibilities regarding the sentencing policy with respect to the 1994 and subsequent versions of the law. Florida Statute 921 requires the Department to:

- Develop the scoresheet and any revisions of the scoresheet for approval by the Supreme Court and supply Sentencing Guidelines and Criminal Punishment Code scoresheets to the appropriate criminal justice entities in the state;
- Prior to July 1, 2001, the Department had a coequal responsibility to prepare scoresheets with the state attorneys. However, the Department of Corrections continued to complete scoresheets which had been ordered by the courts prior to July 1, 2001. In addition, there were transitional issues involved in transferring this responsibility to the state attorneys. This resulted in 9.7% of scoresheets received during FY 2001-02 having been prepared by the Department of Corrections;
- Assist the Criminal Justice Estimating Conference in estimating correctional impact of proposed changes to the code;
- Provide the Legislature by October 1 of each year a report detailing the rate of compliance of each Judicial Circuit in providing scoresheets to the Department; and,
- Provide the Legislature an annual report detailing trends in sentencing and an analysis thereof by October 1 of each year.

The SAGES (Sentencing Analysis and Guidelines Entry Systems) database

The Department developed a database in 1994 to be used as a mechanism to allow for the storage of completed scoresheets and allow for more accurate, legible and efficient scoresheet preparation.

This report is derived primarily from the information on sentencing scoresheets received by the Department from the clerks of the courts and entered into SAGES. It does not attempt to match a scoresheet with a specific admission event.

The following should be considered when evaluating this and other information derived from this database:

- The information is compiled from a database containing sentencing scoresheets received by the Department of Corrections for offenses with dates of commission on or after January 1, 1994. The information is based on the scoresheets in the database with dates of sentence in Fiscal Year 2019-2020 and offenses on or after October 1, 1998, entered as of September 1, 2020.
- Because the rate of scoresheet submissions is never 100%, there is always information missing that could potentially affect the analysis. When this report was run, the statewide compliance rate was **60%** for Fiscal Year 2019-2020.
- Though the Department retrieves and includes in the database omitted information from a scoresheet that is critical, no effort is made to correct preparation error or errors recorded on scoresheets regarding the sentence imposed. The Department does not have the authority to amend an official court document. Conversely, there is a responsibility to record the information as received.

The Digitized Scoresheet

Beginning October 1, 2018, the Department of Corrections shall make available the digitized Criminal Punishment Code scoresheets to those persons charged with the responsibility for preparing scoresheets. The clerk of the circuit court shall transmit a complete and accurate digitized copy of the Criminal Punishment Code scoresheet used in each sentencing proceeding to the Department of Corrections. Scoresheets must be electronically transmitted no less frequently than monthly, by the first of each month, and may be sent collectively.

A digitized sentencing scoresheet must be prepared for every defendant who is sentenced for a felony offense. The individual offender's digitized Criminal Punishment Code scoresheet and any attachments thereto prepared pursuant to Rule 3.701, Rule 3.702, or Rule 3.703, Florida Rules of Criminal Procedure, or any other rule pertaining to the preparation and submission of felony sentencing scoresheets, must be included with the uniform judgment and sentence form provided to the Department of Corrections.

The Department of Corrections, in consultation with the Office of the State Courts Administrator, state attorneys, and public defenders, must develop and submit the revised digitized Criminal Punishment Code scoresheet to the Supreme Court for approval by June 15 of each year, as necessary. The digitized scoresheet shall have individual, structured data cells for each data field on the scoresheet. Upon the Supreme Court's approval of the revised digitized scoresheet, the Department of Corrections shall produce and provide the revised digitized scoresheets by September 30 of each year, as necessary.

Digitized scoresheets must include individual data cells to indicate whether any prison sentence imposed includes a mandatory minimum sentence or the sentence imposed was a downward departure from the lowest permissible sentence under the Criminal Punishment Code.

Quality Control Procedures

Quality control procedures have been implemented and will continue to be modified as needed to provide valid and reliable sentencing information to aid the Criminal Justice Estimating Conference and the Department of Corrections with legislative mandates.

The Department's primary areas of focus in quality control are accounting for all scoresheets and correctly entering scoresheets into the Department's database. The Department monitors the receipt of scoresheets and prepares a report each year detailing the compliance rate of each judicial circuit in providing scoresheets to the Department. Inquiries regarding scoresheet submission compliance should be directed to the Department of Corrections, Bureau of Probation and Parole Field Services (850) 717-3444.

Scoresheet accuracy is an area of concern. This manual (and previous manuals) serve as a resource document for scoresheet preparers and in conjunction with Florida Statutes contain sufficient information to complete scoresheets under the appropriate sentencing law. If a scoresheet preparer has a need for legal or statutory information other than what is provided in the manuals, they may contact the Office of the State Courts Administrator at (850) 413-7321. If technical or coding information is needed to complete a scoresheet, contact the Department of Corrections Bureau of Probation and Parole Field Services at (850) 717-3444.

Scoresheets missing key information is also an area of concern. All items contained on the scoresheet relevant to a particular sentencing event are required to be completed.

Introductory Statistics

FACT: This report reflects the 67,387 scoresheets with offense dates on or after October 1, 1998, with sentencing dates of July 1, 2019 through June 30, 2020, received by the Department of Corrections.

FINDINGS:

The following tables reflect the data from the scoresheets received. Due to the change in reporting method, a comparison of FY 2019-20 data with FY 2018-19 data will not be provided.

Note: COVID-19 restrictions resulted in a reduction of intakes during the last four months of the fiscal year, impacting admissions and populations.

PART II

FISCAL YEAR SCORESHEET DATA

Fiscal Year 2019-2020

Scoresheets Received by Circuit by Type

Judicial Circuit of Sentence	1994 Sentencing Guidelines Scoresheet	1995 Sentencing Guidelines Scoresheet*	Criminal Punishment Code Scoresheet	Total
01 (Pensacola)	6	-	3,446	3,452
02 (Tallahassee)	3	-	2,011	2,014
03 (Lake City)	4	2	1,745	1,751
04 (Jacksonville)	1	3	2,384	2,388
05 (Tavares)	3	2	3,805	3,810
06 (Clearwater)	16	5	7,489	7,510
07 (Daytona Beach)	10	1	3,508	3,519
08 (Gainesville)	-	-	2,689	2,689
09 (Orlando)	7	3	4,107	4,117
10 (Bartow)	26	5	4,316	4,347
11 (Miami)	-	-	799	799
12 (Sarasota)	4	2	4,749	4,755
13 (Tampa)	10	8	5,276	5,294
14 (Panama City)	2	1	1,937	1,940
15 (West Palm Beach)	5	6	3,204	3,215
16 (Key West)	-	-	259	259
17 (Ft. Lauderdale)	1	-	4,352	4,353
18 (Sanford)	18	6	5,212	5,236
19 (Ft. Pierce)	2	-	1,144	1,146
20 (Ft. Myers)	6	4	4,738	4,748
Data Unavailable	-	-	45	45
Total	124	48	67,215	67,387

Scoresheets Received by Month by Type

Month of Sentence	1994 Sentencing Guidelines Scoresheet	1995 Sentencing Guidelines Scoresheet*	Criminal Punishment Code Scoresheet	Total
July 2019	14	3	7,947	7,964
August 2019	14	10	7,766	7,790
September 2019	10	4	6,365	6,379
October 2019	15	6	7,554	7,575
November 2019	14	5	6,305	6,324
December 2019	14	6	5,698	5,718
January 2020	6	1	7,009	7,016
February 2020	16	6	6,381	6,403
March 2020	10	3	4,779	4,792
April 2020	5	3	2,160	2,168
May 2020	2	-	1,903	1,905
June 2020	4	1	3,348	3,353
Total	124	48	67,215	67,387

Note: Total number of scoresheets, including those with offense dates between October 1, 1995 and May 24, 1997.

* Offense dates between May 25, 1997 and September 30, 1998.

Fiscal Year 2019-2020

Age at Offense on Scoresheets Received

Age Group	Total
17 & Under	805
18-24	13,610
25-29	12,405
30-34	11,483
35-39	9,779
40-44	6,345
45-49	4,890
50-54	3,560
55-59	2,514
60-64	1,177
65-69	441
70-74	132
75-79	40
80-84	11
85-89	3
90-94	1
95-99	1
Data Unavailable	190
Total	67,387

Age at Sentencing on Scoresheets Received

Age Group	Total
17 & Under	161
18-24	11,118
25-29	12,238
30-34	11,923
35-39	10,567
40-44	7,054
45-49	5,255
50-54	3,838
55-59	2,900
60-64	1,486
65-69	544
70-74	194
75-79	58
80-84	18
85-89	3
90-94	-
Data Unavailable	30
Total	67,387

Fiscal Year 2019-2020

Gender by Judicial Circuit on Scoresheets Received

Judicial Circuit	Male	Female	Total
01 (Pensacola)	1,000	2,452	3,452
02 (Tallahassee)	492	1,522	2,014
03 (Lake City)	478	1,273	1,751
04 (Jacksonville)	522	1,866	2,388
05 (Tavares)	1,072	2,738	3,810
06 (Clearwater)	1,939	5,571	7,510
07 (Daytona Beach)	827	2,692	3,519
08 (Gainesville)	630	2,059	2,689
09 (Orlando)	815	3,302	4,117
10 (Bartow)	1,188	3,159	4,347
11 (Miami)	117	682	799
12 (Sarasota)	1,222	3,533	4,755
13 (Tampa)	1,056	4,238	5,294
14 (Panama City)	498	1,442	1,940
15 (West Palm Beach)	558	2,657	3,215
16 (Key West)	44	215	259
17 (Ft. Lauderdale)	835	3,518	4,353
18 (Sanford)	1,419	3,817	5,236
19 (Ft. Pierce)	270	876	1,146
20 (Ft. Myers)	1,210	3,538	4,748
Data Unavailable	10	35	45
Total	16,202	51,185	67,387

Note: Data reflects information entered on scoresheets July 1, 2019 through June 30, 2020.

Fiscal Year 2019-2020

Race by Judicial Circuit on Scoresheets Received

Judicial Circuit	Race						Total
	American Indian	Asian	Black	Hispanic	Unknown	White	
01 (Pensacola)	-	-	945	2	40	2,465	3,452
02 (Tallahassee)	-	2	1,086	7	19	900	2,014
03 (Lake City)	-	1	543	2	28	1,177	1,751
04 (Jacksonville)	-	3	1,149	6	31	1,199	2,388
05 (Tavares)	2	4	845	110	34	2,815	3,810
06 (Clearwater)	-	23	1,928	73	252	5,234	7,510
07 (Daytona Beach)	-	-	965	4	73	2,477	3,519
08 (Gainesville)	-	-	1,116	-	66	1,507	2,689
09 (Orlando)	-	-	1,567	3	29	2,518	4,117
10 (Bartow)	-	1	1,263	1	343	2,739	4,347
11 (Miami)	-	-	373	2	3	421	799
12 (Sarasota)	-	-	1,284	-	131	3,340	4,755
13 (Tampa)	-	7	2,220	105	32	2,930	5,294
14 (Panama City)	-	-	394	-	34	1,512	1,940
15 (West Palm Beach)	-	-	1,753	-	5	1,457	3,215
16 (Key West)	1	1	53	30	-	174	259
17 (Ft. Lauderdale)	1	2	2,505	6	8	1,831	4,353
18 (Sanford)	4	9	1,590	155	39	3,439	5,236
19 (Ft. Pierce)	11	-	305	65	8	757	1,146
20 (Ft. Myers)	10	11	1,052	13	3	3,659	4,748
Data Unavailable	-	-	21	-	-	24	45
Total	29	64	22,957	584	1,178	42,575	67,387

Note: Data reflects information entered on scoresheets July 1, 2019 through June 30, 2020.

**Fiscal Year 2019-2020
Statute Reference on Scoresheets Received**

Data reflects information entered on scoresheets July 1, 2019 through June 30, 2020.

Statute Reference	Total
893.13	20,135
Missing	12,326
812.014	6,747
810.02	4,125
812.019	1,860
316.1935	1,454
322.34	1,386
790.23	1,209
784.021	1,070
843.01	1,033
784.03	908
784.041	902
790.01	886
784.07	863
812.13	847
827.03	821
784.045	774
893.135	758
817.568	745
951.22	486
316.193	484
800.04	448
817.034	352
316.027	289
831.09	283
918.13	279
943.0435	275
806.13	265
794.011	263
784.08	262
782.04	250
817.61	235
787.02	201
539.001	185
414.39	176
914.22	167
784.048	164
790.19	150
827.071	139
784.082	132
812.131	123
934.215	110
836.1	106
812.015	102
831.01	87

Statute Reference	Total
322.341	83
944.4	79
806.01	78
812.133	75
847.0135	72
812.0145	70
843.15	61
893.1351	59
828.12	58
944.47	58
782.07	57
817.52	57
895.03	57
787.01	55
825.103	51
775.21	50
817.611	50
655.0322	48
825.102	46
794.05	44
796.07	44
790	42
812.135	41
322.212	38
777.03	37
812.155	36
784.075	35
316.8	32
810.09	32
212.15	30
782.071	30
817	30
838.021	30
787.03	28
810.145	27
316	26
817.234	26
810.06	25
836.05	24
790.15	23
790.163	21
440.105	19
832	19
806.1	18
810.08	18

Statute Reference	Total
831.08	18
319.33	17
790.07	17
775.261	16
847.0138	16
784.081	15
796.05	15
741.31	14
790.162	14
843.08	14
843.021	13
896.101	12
782.051	11
790.115	11
509.162	10
787.06	10
832.05	10
901.36	10
831	9
843.23	9
443.071	8
538.23	8
843.025	8
39.205	7
489.127	7
790.221	7
812.0195	7
815.06	7
817.505	7
831.31	7
914.23	7
316.192	6
327.35	6
790.401	6
812.16	6
817.625	6
838.022	6
403.413	5
409.92	5
790.161	5
817.564	5
837.05	5
847.0137	5
849	5
893.149	5

**Fiscal Year 2019-2020
Statute Reference on Scoresheets Received**

Data reflects information entered on scoresheets July 1, 2019 through June 30, 2020.

Statute Reference	Total
384.34	4
538.04	4
784.062	4
784.074	4
790.165	4
817.236	4
827.04	4
838.015	4
847.0133	4
893.147	4
316.066	3
365.172	3
489.531	3
713.345	3
800.09	3
817.535	3
826.04	3
831.032	3
838.016	3
843.02	3
896.104	3
24.118	2
327.3	2
379.2431	2
440	2
466.026	2
491.0112	2
499.0051	2
509.151	2
560.111	2
560.125	2
775.0844	2
784.085	2
790.164	2
817.025	2
817.2361	2
817.563	2
831.11	2
831.28	2
839.13	2
843.0855	2
847.011	2
859.01	2

Statute Reference	Total
914.14	2
117.105	1
212.12	1
212.62	1
316.061	1
319.3	1
320.26	1
322.032	1
370.021	1
458.327	1
489.126	1
489.143	1
494.0025	1
501.001	1
585.145	1
626.112	1
63.212	1
713.35	1
782.08	1
784.011	1
784.047	1
784.076	1
784.078	1
787.025	1
787.04	1
790.1	1
790.22	1
790.235	1
806.031	1
810.14	1
812.145	1
817.0345	1
817.233	1
817.2341	1
817.312	1
817.413	1
817.5685	1
817.569	1
823.1	1
831.14	1
837	1
837.021	1
843.18	1

Statute Reference	Total
847	1
847.012	1
874.05	1
893.0551	1
918.12	1
934.03	1
944.35	1
948.11	1

Fiscal Year 2019-2020

Offense Type Based on Best Match to Statute or Primary Offense Code on Scoresheet using Offense Categories Specific to the Department of Corrections

Primary Offense	Total
Murder/Manslaughter	393
Capital Murder	65
2nd Degree Murder	179
3rd Degree Murder	6
Homicide, Other	6
Manslaughter	82
DUI Manslaughter	55
Sexual Offenses	992
Capital Sexual Battery	1
Life Sexual Battery	86
1st Degree Sexual Battery	121
2nd Degree Sexual Battery	162
Sexual Assault, Other	7
Lewd/Lascivious Behavior	615
Robbery	1,011
Robbery With Weapon	486
Robbery Without Weapon	484
Home Invasion, Robbery	41
Violent Personal Offenses	8,339
Carjacking	75
Aggravated Assault	1,070
Aggravated Battery	793
Assault/Battery On L.E.O.	863
Assault/Battery, Other	910
Aggravated Stalking	163
Resisting Arrest With Violence	1,033
Kidnapping	287
Arson	103
Abuse Of Children	868
Leave Accident With Injury/Death	291
DUI, Injury	71
Home Invasion, Other	2
Violent, Other	1,810

Note: Data reflects only matches or best possible matches using statute or primary offense code, if available.

Fiscal Year 2019-2020

Offense Type Based on Best Match to Statute or Primary Offense Code on Scoresheet using Offense Categories Specific to the Department of Corrections

Primary Offense	Total
Burglary	4,435
Burglary, Structure	2,339
Burglary, Dwelling	1,308
Burglary, Armed	268
Burglary With Assault	161
Burglary/Trespass, Other	359
Theft/Forgery/Fraud	11,525
Grand Theft, Other	4,066
Grand Theft, Automobile	1,162
Stolen Property	1,929
Forgery/Counterfeiting	1,145
Worthless Checks	29
Fraudulent Practices	1,390
Other Theft/Property Damage	1,804
Drugs	20,971
Drugs, Manufacture/Sale/Purchase	3,122
Drugs, Trafficking	809
Drugs, Possession/Other	17,040
Weapons	2,307
Weapons, Discharging	180
Weapons, Possession	2,126
Weapons, Other	1
Other	5,104
Escape	1,547
DUI, No Injury	364
Traffic, Other	1,475
Racketeering	57
Pollution/Hazardous Materials	5
Criminal Justice System	1,363
Other	293
Data Undetermined	12,310
Total	67,387

Note: Data reflects only matches or best possible matches using statute or primary offense code, if available.

Fiscal Year 2019-2020

Points by Sanction Imposed on Scoresheets Received

Sanction Imposed	Data Unavailable	22.0 Points or Less	22.1 to 44.0 Points	More than 44.0 Points	Total
State Prison	-	252	2,391	11,624	14,267
Community Control	1	367	1,668	1,882	3,918
Probation	17	8,556	11,731	5,625	25,929
County Jail	13	4,208	9,427	3,655	17,303
Other	-	39	109	173	321
Sanction Undetermined	18	1,448	2,155	2,028	5,649
Total	49	14,870	27,481	24,987	67,387

Note: Data reflects points entered on scoresheets received July 1, 2019 through June 30, 2020.

Fiscal Year 2019-2020

Points by Judicial Circuit by Sanction Imposed on Scoresheets Received

Judicial Circuit	Sanction Imposed	Data Unavailable	22.0 Points or Less	22.1 to 44.0 Points	More than 44.0 Points	Total
Circuit 01 - Pensacola	Missing	4	3	1	1	9
	County Jail	-	252	699	99	1,050
	Probation	-	676	685	195	1,556
	Community Control	-	41	132	61	234
	State Prison	-	4	148	442	594
	Other	-	5	2	2	9
Circuit 02 - Tallahassee	Missing	1	151	274	278	704
	County Jail	-	41	136	48	225
	Probation	4	220	288	193	705
	Community Control	-	7	40	39	86
	State Prison	1	4	48	241	294
Circuit 03 - Lake City	Missing	1	25	54	32	112
	County Jail	-	21	82	50	153
	Probation	-	226	380	131	737
	Community Control	-	17	122	85	224
	State Prison	-	9	192	312	513
	Other	-	-	9	3	12
Circuit 04 - Jacksonville	Missing	-	34	51	59	144
	County Jail	1	299	389	195	884
	Probation	1	190	305	179	675
	Community Control	-	19	45	46	110
	State Prison	1	33	121	417	572
	Other	-	-	1	2	3
Circuit 05 - Tavares	Missing	-	9	7	12	28
	County Jail	-	450	721	52	1,223
	Probation	2	668	642	143	1,455
	Community Control	-	28	88	46	162
	State Prison	1	8	206	706	921
	Other	-	5	11	5	21

Fiscal Year 2019-2020

Points by Judicial Circuit by Sanction Imposed on Scoresheets Received

Judicial Circuit	Sanction Imposed	Data Unavailable	22.0 Points or Less	22.1 to 44.0 Points	More than 44.0 Points	Total
Circuit 06 - Clearwater	Missing	-	18	42	37	97
	County Jail	9	687	1,625	807	3,128
	Probation	6	661	1,108	714	2,489
	Community Control	1	19	65	77	162
	State Prison	-	58	216	1,351	1,625
	Other	-	1	3	5	9
Circuit 07 - Daytona Beach	Missing	5	26	53	53	137
	County Jail	-	208	485	146	839
	Probation	-	552	689	289	1,530
	Community Control	-	34	102	90	226
	State Prison	1	22	156	580	759
	Other	-	5	12	11	28
Circuit 08 - Gainesville	Missing	1	11	28	26	66
	County Jail	-	158	295	96	549
	Probation	-	354	466	240	1,060
	Community Control	-	22	79	58	159
	State Prison	-	16	220	566	802
	Other	-	5	20	28	53
Circuit 09 - Orlando	Missing	-	796	941	706	2,443
	County Jail	1	185	318	84	588
	Probation	-	279	252	122	653
	Community Control	-	3	26	50	79
	State Prison	-	4	36	248	288
	Other	-	3	7	56	66
Circuit 10 - Bartow	Missing	-	3	5	-	8
	County Jail	-	214	756	140	1,110
	Probation	-	679	841	173	1,693
	Community Control	-	16	116	75	207
	State Prison	-	12	224	1,058	1,294
	Other	-	7	16	12	35

Fiscal Year 2019-2020

Points by Judicial Circuit by Sanction Imposed on Scoresheets Received

Judicial Circuit	Sanction Imposed	Data Unavailable	22.0 Points or Less	22.1 to 44.0 Points	More than 44.0 Points	Total
Circuit 11 - Miami	Missing	-	4	7	17	28
	County Jail	-	17	22	63	102
	Probation	2	69	92	160	323
	Community Control	-	-	4	57	61
	State Prison	-	1	10	274	285
Circuit 12 - Sarasota	Missing	-	18	24	36	78
	County Jail	-	254	659	301	1,214
	Probation	-	570	1,026	660	2,256
	Community Control	-	30	148	197	375
	State Prison	-	5	83	722	810
	Other	-	3	5	14	22
Circuit 13 - Tampa	Missing	3	262	468	555	1,288
	County Jail	-	399	658	528	1,585
	Probation	-	289	568	426	1,283
	Community Control	-	7	49	178	234
	State Prison	1	5	72	819	897
	Other	-	-	2	5	7
Circuit 14 - Panama City	Missing	-	11	23	29	63
	County Jail	-	32	48	20	100
	Probation	-	217	487	162	866
	Community Control	-	26	164	84	274
	State Prison	-	14	184	423	621
	Other	-	2	11	3	16
Circuit 15 - West Palm Beach	Missing	-	14	30	35	79
	County Jail	-	306	673	510	1,489
	Probation	-	212	353	236	801
	Community Control	-	4	15	35	54
	State Prison	-	5	64	720	789
	Other	-	-	1	2	3
Circuit 16 - Key West	Missing	-	1	-	3	4
	County Jail	-	3	17	13	33
	Probation	-	39	61	70	170
	Community Control	-	-	1	10	11
	State Prison	-	1	8	30	39
	Other	-	-	-	2	2

Fiscal Year 2019-2020

Points by Judicial Circuit by Sanction Imposed on Scoresheets Received

Judicial Circuit	Sanction Imposed	Data Unavailable	22.0 Points or Less	22.1 to 44.0 Points	More than 44.0 Points	Total
Circuit 17 - Ft. Lauderdale	Missing	-	3	-	1	4
	County Jail	-	45	205	130	380
	Probation	-	999	1,018	705	2,722
	Community Control	-	16	75	242	333
	State Prison	-	9	48	857	914
Circuit 18 - Sanford	Missing	-	27	58	38	123
	County Jail	-	181	658	204	1,043
	Probation	2	824	1,271	376	2,473
	Community Control	-	48	277	335	660
	State Prison	-	4	106	797	907
	Other	-	3	7	20	30
Circuit 19 - Ft. Pierce	Missing	-	5	4	7	16
	County Jail	-	94	180	32	306
	Probation	-	200	184	45	429
	Community Control	-	6	15	6	27
	State Prison	-	4	96	263	363
	Other	-	-	2	3	5
Circuit 20 - Ft. Myers	Missing	-	31	83	102	216
	County Jail	-	360	795	134	1,289
	Probation	-	630	1,009	400	2,039
	Community Control	-	24	104	109	237
	State Prison	-	30	150	787	967
Missing	Missing	-	-	1	1	2
	County Jail	-	2	8	3	13
	Probation	-	2	7	5	14
	Community Control	-	-	1	2	3
	State Prison	-	-	1	12	13
Total		49	14,870	27,481	24,987	67,387

Sanctions by Judicial Circuit

(All Scoresheets Received for Offenders Sentenced between July 1, 2019 and June 30, 2020)

Judicial Circuit	Sanction on All Scoresheets Received*						Total***
	County Jail	Probation	Community Control	State Prison	Other Disposition**	Sanction Undetermined	
1 (Pensacola)	1,050	1,556	234	594	9	9	3,452
2 (Tallahassee)	225	705	86	294	-	704	2,014
3 (Lake City)	153	737	224	513	12	112	1,751
4 (Jacksonville)	884	675	110	572	3	144	2,388
5 (Tavares)	1,223	1,455	162	921	21	28	3,810
6 (Clearwater)	3,128	2,489	162	1,625	9	97	7,510
7 (Daytona)	839	1,530	226	759	28	137	3,519
8 (Gainesville)	549	1,060	159	802	53	66	2,689
9 (Orlando)	588	653	79	288	66	2,443	4,117
10 (Bartow)	1,110	1,693	207	1,294	35	8	4,347
11 (Miami)	102	323	61	285	-	28	799
12 (Sarasota)	1,214	2,256	375	810	22	78	4,755
13 (Tampa)	1,585	1,283	234	897	7	1,288	5,294
14 (Panama City)	100	866	274	621	16	63	1,940
15 (West Palm Beach)	1,489	801	54	789	3	79	3,215
16 (Key West)	33	170	11	39	2	4	259
17 (Ft. Lauderdale)	380	2,722	333	914	-	4	4,353
18 (Sanford)	1,043	2,473	660	907	30	123	5,236
19 (Ft. Pierce)	306	429	27	363	5	16	1,146
20 (Ft. Myers)	1,289	2,039	237	967	-	216	4,748
Missing*	13	14	3	13	-	2	45
Statewide	17,303	25,929	3,918	14,267	321	5,649	67,387

Note: County jail includes time served and state prison includes life sentences.

* Total number of all scoresheets received by the Department, including those with offense dates between October 1, 1995 & May 24, 1997. Includes those with missing judicial circuit and sanction undetermined.

** "Other Disposition" includes fines, county and non-reporting probation, and termination of probation.

***Total represents all attested scoresheets received by the Department. This does not reflect a one to one match for each scoresheet with an admission event.

Sanctions by County

(All Scoresheets Received for Offenders Sentenced between
July 1, 2019 and June 30, 2020)

Judicial Circuit Number / County	Sanction on All Scoresheets Received*						Total
	County Jail	Probation	Community Control	State Prison	Other Disposition**	Sanction Undetermined	
1 Escambia	489	875	96	326	7	4	1,797
Okaloosa	89	209	36	98	1	-	433
Santa Rosa	452	447	98	158	1	5	1,161
Walton	20	25	4	12	-	-	61
2 Franklin	18	38	2	21	-	33	112
Gadsden	14	69	1	37	-	102	223
Jefferson	3	1	-	7	-	14	25
Leon	162	490	72	185	-	488	1,397
Liberty	8	37	9	12	-	66	132
Wakulla	20	70	2	32	-	1	125
3 Columbia	38	302	87	226	-	59	712
Dixie	14	62	25	52	1	2	156
Hamilton	6	94	1	31	-	12	144
Lafayette	7	11	19	12	6	12	67
Madison	15	91	2	47	-	7	162
Suwannee	36	119	55	125	5	2	342
Taylor	37	58	35	20	-	18	168
4 Clay	78	43	7	43	-	5	176
Duval	659	508	83	459	3	134	1,846
Nassau	147	124	20	70	-	5	366
5 Citrus	210	322	81	242	-	6	861
Hernando	4	5	3	11	1	-	24
Lake	4	12	1	8	-	-	25
Marion	713	928	59	534	20	18	2,272
Sumter	292	188	18	126	-	4	628
6 Pasco	1,051	1,051	79	534	8	32	2,755
Pinellas	2,077	1,438	83	1,091	1	65	4,755

Sanctions by County

(All Scoresheets Received for Offenders Sentenced between
July 1, 2019 and June 30, 2020)

Judicial Circuit Number / County	Sanction on All Scoresheets Received*						Total
	County Jail	Probation	Community Control	State Prison	Other Disposition**	Sanction Undetermined	
7 Flagler	166	242	28	95	3	7	541
Putnam	170	377	63	209	2	6	827
St. Johns	134	280	30	136	1	1	582
Volusia	369	631	105	319	22	123	1,569
8 Alachua	332	629	88	505	36	33	1,623
Baker	18	141	19	111	-	3	292
Bradford	77	109	15	53	12	9	275
Gilchrist	23	35	2	22	2	2	86
Levy	89	120	25	80	1	17	332
Union	10	26	10	31	2	2	81
9 Orange	312	316	29	133	49	1,965	2,804
Osceola	276	337	50	155	17	478	1,313
10 Hardee	45	57	1	46	-	-	149
Highlands	153	173	24	116	17	1	484
Polk	912	1,463	182	1,132	18	7	3,714
11 Miami-Dade	102	323	61	285	-	28	799
12 Desoto	75	135	29	108	-	21	368
Manatee	541	977	134	321	9	28	2,010
Sarasota	598	1,144	212	381	13	29	2,377
13 Hillsborough	1,585	1,283	234	897	7	1,288	5,294
14 Bay	86	748	247	554	15	25	1,675
Calhoun	3	23	6	20	-	7	59
Gulf	5	48	13	11	-	3	80
Holmes	2	3	1	4	-	-	10
Jackson	4	34	3	27	1	27	96
Washington	-	10	4	5	-	1	20

Sanctions by County

(All Scoresheets Received for Offenders Sentenced between
July 1, 2019 and June 30, 2020)

Judicial Circuit Number / County	Sanction on All Scoresheets Received*						Total
	County Jail	Probation	Community Control	State Prison	Other Disposition**	Sanction Undetermined	
15 Palm Beach	1,489	801	54	789	3	79	3,215
16 Monroe	33	170	11	39	2	4	259
17 Broward	380	2,722	333	914	-	4	4,353
18 Brevard	768	1,453	429	717	15	90	3,472
Seminole	275	1,020	231	190	15	33	1,764
19 Indian River	56	34	2	39	-	-	131
Martin	124	208	13	212	3	11	571
Okeechobee	120	182	12	106	1	3	424
St. Lucie	6	5	-	6	1	2	20
20 Charlotte	386	326	44	195	-	3	954
Collier	242	411	18	162	-	8	841
Glades	16	51	6	15	-	-	88
Hendry	64	88	12	42	-	1	207
Lee	581	1,163	157	553	-	204	2,658
Missing	13	14	3	13	-	2	45
Statewide	17,303	25,929	3,918	14,267	321	5,649	67,387

Note: County jail includes time served and state prison includes life sentences.

* Total number of all scoresheets received by the Department, including those with offense dates between October 1, 1995 and May 24, 1997.

** "Other Disposition" includes fines, county and non-reporting probation, and termination of probation.

Fiscal Year 2019-2020

Offense Type Based on Best Match to Statute or Primary Offense Code on Scoresheet using Offense Categories Specific to the Department of Corrections

Offense Type	Attempted VS Completed Qualifier	Sanction Imposed						Total
		County Jail	Probation	Community Control	State Prison	Other	Sanction Undetermined	
01-Capital Murder	Attempt	-	1	-	23	-	1	25
	Complete	-	4	1	35	-	-	40
02-2nd Degree Murder	Attempt	-	1	-	34	-	3	38
	Complete	1	3	-	124	-	13	141
03-3rd Degree Murder	Attempt	-	-	-	-	-	-	-
	Complete	-	-	-	4	1	1	6
04-Homicide, Other	Complete	-	-	1	4	-	1	6
05-Manslaughter	Attempt	-	-	-	3	-	1	4
	Complete	-	7	6	62	-	3	78
06-DUI Manslaughter	Complete	1	4	1	46	-	3	55
07-Capital Sexual Battery	Attempt	-	-	-	1	-	-	1
	Complete	-	-	-	-	-	-	-
08-Life Sexual Battery	Attempt	-	1	-	28	-	9	38
	Complete	2	1	1	43	-	1	48
09-1st Degree Sexual Battery	Attempt	-	-	-	2	-	-	2
	Complete	1	7	2	98	2	9	119
10-2nd Degree Sexual Battery	Attempt	-	1	-	2	1	-	4
	Complete	4	35	5	106	2	6	158
11-Sexual Assault, Other	Complete	1	3	1	2	-	-	7
12-Lewd/Lascivious Behavior	Attempt	1	3	4	17	-	-	25
	Complete	17	139	27	338	5	64	590
13-Robbery With Weapon	Attempt	-	3	4	23	-	7	37
	Complete	13	45	36	290	3	62	449
14-Robbery Without Weapon	Attempt	7	14	2	17	-	1	41
	Complete	37	143	41	174	3	45	443

Fiscal Year 2019-2020

Offense Type Based on Best Match to Statute or Primary Offense Code on Scoresheet using Offense Categories Specific to the Department of Corrections

Offense Type	Attempted VS Completed Qualifier	Sanction Imposed						Total
		County Jail	Probation	Community Control	State Prison	Other	Sanction Undetermined	
15-Home Invasion, Robbery	Attempt	1	-	-	4	-	-	5
	Complete	3	5	-	26	-	2	36
16-Home Invasion, Other	Attempt	-	-	-	-	-	-	-
	Complete	-	1	-	1	-	-	2
17-Carjacking	Attempt	-	-	-	4	-	-	4
	Complete	-	8	9	49	-	5	71
18-Aggravated Assault	Attempt	-	5	-	2	-	-	7
	Complete	108	481	90	283	6	95	1,063
19-Aggravated Battery	Attempt	1	9	4	2	-	-	16
	Complete	55	265	62	330	4	61	777
20-Assault/Battery On L.E.O.	Attempt	-	2	-	1	-	-	3
	Complete	233	334	35	161	2	95	860
21-Assault/Battery, Other	Attempt	1	2	-	1	-	-	4
	Complete	204	350	43	215	1	93	906
22-Aggravated Stalking	Attempt	-	1	-	3	-	-	4
	Complete	9	72	16	45	1	16	159
23-Resisting Arrest With Violence	Attempt	-	-	1	-	-	-	1
	Complete	220	434	59	230	4	85	1,032
24-Kidnapping	Attempt	1	2	1	6	-	-	10
	Complete	37	93	14	104	-	29	277
25-Arson	Attempt	-	3	-	-	-	-	3
	Complete	9	34	8	38	-	11	100
26-Abuse Of Children	Attempt	1	1	-	-	-	-	2
	Complete	76	417	82	192	9	90	866
27-Violent, Other	Attempt	-	6	-	4	-	1	11
	Complete	440	769	115	321	6	148	1,799
28-Burglary, Structure	Attempt	9	8	2	9	-	2	30
	Complete	453	973	158	563	4	158	2,309

Fiscal Year 2019-2020

Offense Type Based on Best Match to Statute or Primary Offense Code on Scoresheet using Offense Categories Specific to the Department of Corrections

Offense Type	Attempted VS Completed Qualifier	Sanction Imposed						Total
		County Jail	Probation	Community Control	State Prison	Other	Sanction Undetermined	
29-Burglary, Dwelling	Attempt	12	25	7	28	1	4	77
	Complete	74	347	135	593	2	80	1,231
30-Burglary, Armed	Attempt	-	1	-	3	-	-	4
	Complete	13	53	34	153	1	10	264
31-Burglary With Assault	Attempt	-	-	1	2	-	-	3
	Complete	9	31	18	84	1	15	158
32-Burglary/Trespass, Other	Attempt	-	2	-	3	-	-	5
	Complete	71	186	16	60	1	20	354
33-Grand Theft, Other	Attempt	1	-	-	1	-	-	2
	Complete	1,024	1,997	199	440	24	380	4,064
34-Grand Theft, Automobile	Attempt	2	1	-	-	-	-	3
	Complete	262	473	70	241	1	112	1,159
35-Stolen Property	Attempt	1	2	-	-	-	-	3
	Complete	366	736	153	481	8	182	1,926
36-Forgery/Counterfeiting	Attempt	-	1	-	-	-	-	1
	Complete	308	523	60	166	6	81	1,144
37-Worthless Checks	Complete	6	21	-	1	-	1	29
38-Fraudulent Practices	Attempt	-	1	-	-	-	-	1
	Complete	305	739	68	164	17	96	1,389
39-Other Theft/Property Damage	Attempt	-	1	-	-	-	-	1
	Complete	882	501	52	187	11	170	1,803
40-Drugs, Manufacture/Sale/Purchase	Attempt	11	16	4	9	-	3	43
	Complete	623	1,066	226	929	10	225	3,079

Fiscal Year 2019-2020

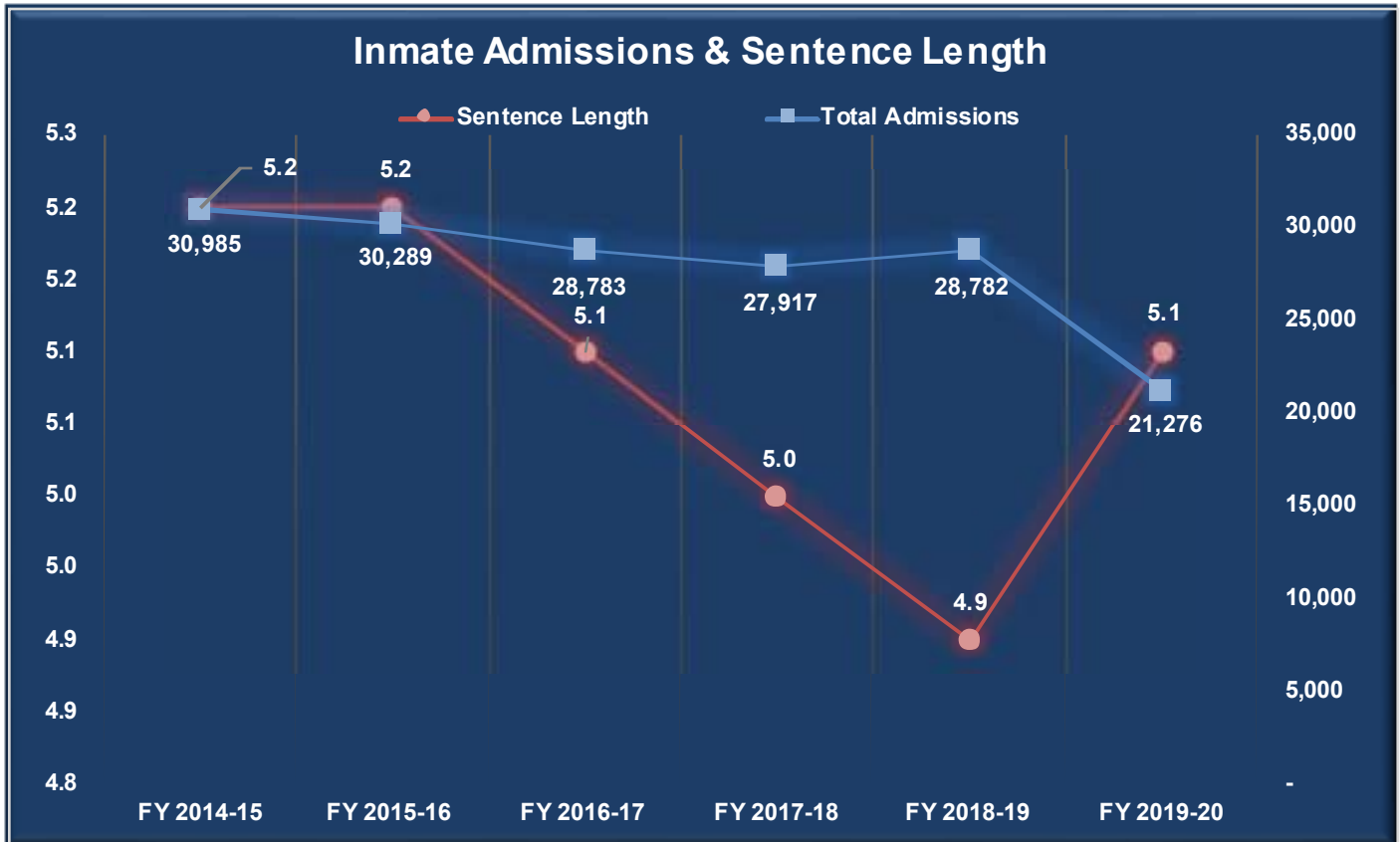
Offense Type Based on Best Match to Statute or Primary Offense Code on Scoresheet using Offense Categories Specific to the Department of Corrections

Offense Type	Attempted VS Completed Qualifier	Sanction Imposed						Total
		County Jail	Probation	Community Control	State Prison	Other	Sanction Undetermined	
41-Drugs, Trafficking	Attempt	5	16	2	24	-	6	53
	Complete	31	93	48	537	4	43	756
42-Drugs, Possession/Other	Attempt	22	5	1	5	-	-	33
	Complete	6,245	7,275	786	1,387	57	1,257	17,007
43-Weapons, Discharging	Attempt	1	-	-	3	-	-	4
	Complete	20	67	13	57	-	19	176
44-Weapons, Possession	Attempt	1	3	-	6	-	-	10
	Complete	326	803	147	594	12	234	2,116
45-Weapons, Other	Complete	-	-	-	1	-	-	1
46-Escape	Attempt	7	6	-	5	-	39	57
	Complete	419	533	91	367	2	78	1,490
47-Leave Accident With Injury/Death	Complete	35	131	27	75	3	20	291
48-DUI, No Injury	Complete	53	182	26	84	1	18	364
49-DUI, Injury	Complete	-	26	12	30	1	2	71
50-Traffic, Other	Complete	606	643	60	96	3	67	1,475
51-Racketeering	Attempt	-	-	-	3	-	1	4
	Complete	3	8	4	30	1	7	53
52-Pollution/Hazardous Materials	Complete	4	1	-	-	-	-	5
53-Criminal Justice System	Attempt	6	10	2	8	-	5	31
	Complete	294	451	113	373	4	97	1,332
54-Other	Attempt	-	1	-	-	-	-	1
	Complete	55	145	18	48	-	26	292
Data Unavailable	Attempt	18	20	4	56	-	20	118
	Complete	3,236	4,097	690	2,863	96	1,210	12,192
Total		17,303	25,929	3,918	14,267	321	5,649	67,387

PART III

TRENDS IN INMATE ADMISSIONS

Fiscal Year 2019-2020 Trends in Inmate Admissions



Top Offenses Admitted to Prison FY 2019-2020

Offense	Inmates Admitted in FY 2019-20	Percent of Total Admissions	Mean Sentence Length in Years
Felon w/Gun/Concealed Weapon/Ammo	1,304	6.1%	3.2
Burglary Unoccupied Structure/Conveyance	919	4.3%	2.4
Traffic in Stolen Property	802	3.8%	2.7
Possession Methamphetamine	770	3.6%	1.7
Grand Theft, 300 L/5,000	648	3%	2.1

Offenses of Inmates Admitted to Prison Ten (10) Years Ago

Offense	Inmates Admitted in FY 2010-11	Percent of Total Admissions	Mean Sentence Length in Years
Burglary Dwelling/Occupied Structure/Conveyance	2,895	8.3%	4.6
Cocaine-Sale/Manufacture/Deliver	2,306	6.6%	2.9
Burglary Unoccupied Structure/Conveyance	1,780	5.1%	2.5
Traffic in Stolen Property	1,514	4.3%	2.8
Cocaine Possession	1,350	3.9%	1.8

Inmate Prison Admissions by County of Commitment

July 1, 2019 through June 30, 2020

This table represents the 67 counties in Florida and the number of inmates admitted into prison who were sentenced from each county or other states.

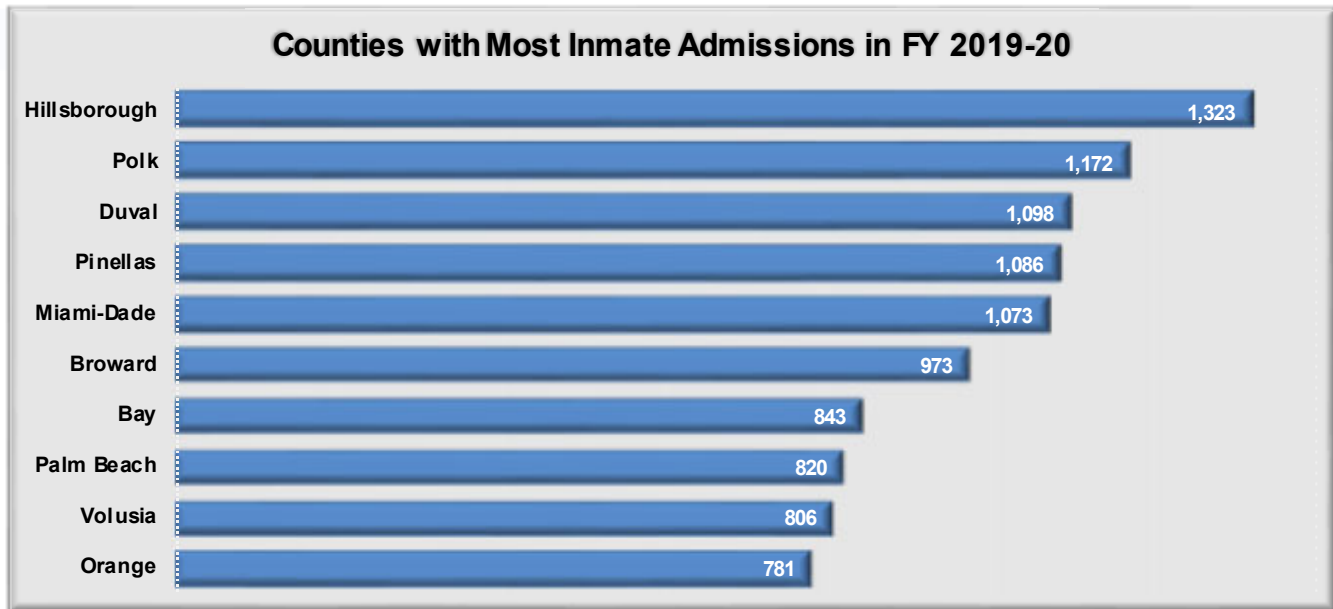
County	Number of Inmates Admitted to Prison	Percent	Rank
Alachua	487	2.3%	18
Baker	157	0.7%	35
Bay	843	4.0%	7
Bradford	45	0.2%	56
Brevard	704	3.3%	11
Broward	973	4.6%	6
Calhoun	45	0.2%	56
Charlotte	163	0.8%	34
Citrus	276	1.3%	26
Clay	152	0.7%	37
Collier	192	0.9%	29
Columbia	252	1.2%	27
Miami-Dade	1,073	5.0%	5
Desoto	109	0.5%	44
Dixie	72	0.3%	50
Duval	1,098	5.2%	3
Escambia	664	3.1%	12
Flagler	73	0.3%	49
Franklin	29	0.1%	63
Gadsden	67	0.3%	52
Gilchrist	31	0.1%	62
Glades	15	0.1%	66
Gulf	21	0.1%	64
Hamilton	43	0.2%	57
Hardee	57	0.3%	54
Hendry	78	0.4%	47
Hernando	309	1.5%	24
Highlands	133	0.6%	39
Hillsborough	1,323	6.2%	1
Holmes	71	0.3%	51
Indian River	176	0.8%	30
Jackson	129	0.6%	40
Jefferson	16	0.1%	65
Lafayette	7	0.0%	67
Lake	210	1.0%	28

County	Number of Inmates Admitted to Prison	Percent	Rank
Lee	596	2.8%	15
Leon	604	2.8%	14
Levy	90	0.4%	45
Liberty	38	0.2%	58
Madison	62	0.3%	53
Manatee	342	1.6%	21
Marion	556	2.6%	16
Martin	164	0.8%	33
Monroe	156	0.7%	36
Nassau	80	0.4%	46
Okaloosa	340	1.6%	22
Okeechobee	110	0.5%	43
Orange	781	3.7%	10
Osceola	333	1.6%	23
Palm Beach	820	3.9%	8
Pasco	631	3.0%	13
Pinellas	1,086	5.1%	4
Polk	1,172	5.5%	2
Putnam	169	0.8%	32
St. Johns	291	1.4%	25
St. Lucie	494	2.3%	17
Santa Rosa	171	0.8%	31
Sarasota	359	1.7%	19
Seminole	354	1.7%	20
Sumter	113	0.5%	42
Suwannee	145	0.7%	38
Taylor	33	0.2%	61
Union	33	0.2%	61
Volusia	806	3.8%	9
Wakulla	36	0.2%	59
Walton	117	0.5%	41
Washington	76	0.4%	48
00-Interstate	11		
Data Unavailable	14		
Total	21,276		

**Inmate Prison Admissions by Circuit of Commitment
July 1, 2019 through June 30, 2020**

Judicial Circuit	Number of Inmates Admitted to Prison	Percent	Rank FY 2019-20
1 (Pensacola)	1,292	6.1%	7
2 (Tallahassee)	790	3.7%	18
3 (Lake City)	614	2.9%	19
4 (Jacksonville)	1,330	6.3%	5
5 (Tavares)	1,464	6.9%	2
6 (Clearwater)	1,717	8.1%	1
7 (Daytona)	1,339	6.3%	4
8 (Gainesville)	843	4.0%	15
9 (Orlando)	1,114	5.2%	9
10 (Bartow)	1,362	6.4%	3
11 (Miami)	1,073	5.0%	10
12 (Sarasota)	810	3.8%	17
13 (Tampa)	1,323	6.2%	6
14 (Panama City)	1,185	5.6%	8
15 (West Palm Beach)	820	3.9%	16
16 (Key West)	156	0.7%	20
17 (Ft. Lauderdale)	973	4.6%	13
18 (Sanford)	1,058	5.0%	11
19 (Ft. Pierce)	944	4.4%	14
20 (Ft. Myers)	1,044	4.9%	12
Data Unavailable	25		
Total	21,276		

Inmate Prison Admissions



Felony cases are processed through judicial circuits. A circuit can consist of one large county (Circuit 11: Miami-Dade) or several smaller counties (Circuit 3: Columbia, Dixie, Hamilton, Lafayette, Madison, Suwannee, and Taylor counties). The county that an inmate is admitted from is generally the county in which the inmate committed his or her crime. Inmates are not necessarily incarcerated in or near the county where they committed their crime.

The top ten counties of admission, as shown above, provide approximately 34.7% of all prison admissions statewide. Accordingly, many of these were among the most populated counties in the state.

Admissions by Judicial Circuit FY 2019-20

Judicial Circuit	Admissions	Percent	Rank FY19-20	Rank FY18-19	Rank FY17-18	Counties in Circuit
1	1,292	6.1%	7	6	7	Escambia, Okaloosa, Santa Rosa, Walton
2	790	3.7%	18	19	18	Franklin, Gadsden, Jefferson, Leon, Liberty, Wakulla
3	614	2.9%	19	18	19	Columbia, Dixie, Hamilton, Lafayette, Madison, Suwannee, Taylor
4	1,330	6.3%	5	7	2	Clay, Duval, Nassau
5	1,464	6.9%	2	3	4	Citrus, Hernando, Lake, Marion, Sumter
6	1,717	8.1%	1	1	1	Pasco, Pinellas
7	1,339	6.3%	4	5	6	Flagler, Putnam, St. Johns, Volusia
8	843	4.0%	15	16	16	Alachua, Baker, Bradford, Gilchrist, Levy, Union
9	1,114	5.2%	9	8	8	Orange, Osceola
10	1,362	6.4%	3	2	3	Hardee, Highlands, Polk
11	1,073	5.0%	10	12	15	Miami-Dade
12	810	3.8%	17	17	17	Desoto, Manatee, Sarasota
13	1,323	6.2%	6	4	5	Hillsborough
14	1,185	5.6%	8	11	12	Bay, Calhoun, Gulf, Holmes, Jackson, Washington
15	820	3.9%	16	15	13	Palm Beach
16	156	0.7%	20	20	20	Monroe
17	973	4.6%	13	13	11	Broward
18	1,058	5.0%	11	10	9	Brevard, Seminole
19	944	4.4%	14	14	14	Indian River, Martin, Okeechobee, St. Lucie
20	1,044	4.9%	12	9	10	Charlotte, Collier, Glades, Hendry, Lee

25 Data Unavailable

21,276 Total Admissions

Inmate Prison Admissions

48% of admissions during FY 2019-20 were new to Florida prisons

Inmate Admissions with Prior Commitments* to the Florida Department of Corrections FY 19-20									
Category	White Males	White Females	Black Males	Black Females	Hispanic Males	Hispanic Females	Other Males	Other Females	Total
None	3,881	1,269	3,075	403	1,348	123	50	4	10,153
1	1,891	416	1,989	116	463	32	16	3	4,926
2	1,091	165	1,186	54	236	3	10	1	2,746
3	589	64	694	37	104	4	2	0	1,494
4+	649	42	1,088	59	106	3	2	0	1,949
Unavailable	1	0	6	0	1	0	0	0	8
Total	8,102	1,956	8,038	669	2,258	165	80	8	21,276

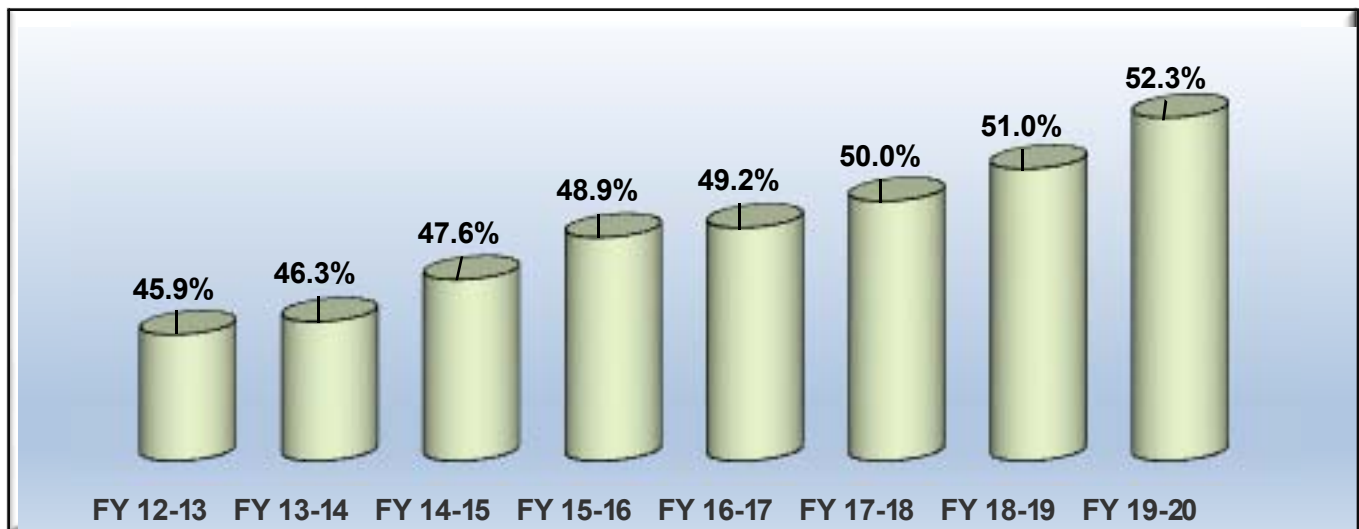
***Prior commitments** refers to any previous occasion an inmate served time in the Florida prison system. Supervision, such as probation, is not included, nor does it include inmates who may have been in Florida county jails, other state systems or Federal prison system.

Approximately 52.6% of the inmates who were admitted to the Florida prison system in FY 2019-20, had prior commitments in a Florida state prison.

During FY 2019-20, 23.2% of the inmates who were admitted to the Florida prison system only had one prior commitment in Florida. Approximately, 12.9% had two prior commitments, 7% had three, and 9.2% of admissions returned the Florida prison system with four or more prior commitments.

In FY 2019-20, 64.3% of female offenders had no previous Florida prison commitments, and 45.2% of male offenders had no previous Florida state prison commitments.

Admissions with Prior Commitments Compared Over Eight Fiscal Years



The graph illustrates the consistent growth of inmate admissions with prior commitments over past fiscal years. The average percentage of admissions with prior commitments over eight years is 48.9%. The overall percentage increase of inmates with prior commitments from FY 18-19 to FY 19-20 was 2.5%.

APPENDICES

APPENDIX A

RULE 3.992

CRIMINAL PUNISHMENT CODE SCORESHEET

Rule 3.992(a) Criminal Punishment Code Scoresheet

The Criminal Punishment Code Scoresheet Preparation Manual is available at: http://www.dc.state.fl.us/pub/sen_cpcm/index.html

1. DATE OF SENTENCE	2. PREPARER'S NAME	3. COUNTY	4. SENTENCING JUDGE	
5. NAME (LAST, FIRST, M.I.)	6. DOB	8. RACE <input type="checkbox"/> B <input type="checkbox"/> W <input type="checkbox"/> OTHER	10. PRIMARY OFF. DATE	12. PLEA <input type="checkbox"/>
	7. DC #	9. GENDER <input type="checkbox"/> M <input type="checkbox"/> F	11. PRIMARY DOCKET #	TRIAL <input type="checkbox"/>

I. PRIMARY OFFENSE: If Qualifier, please check A S C R (A=Attempt, S=Solicitation, C=Conspiracy, R=Reclassification)

FELONY DEGREE	F.S.#	DESCRIPTION	OFFENSE LEVEL	POINTS
_____ / _____	_____ / _____	_____ / _____	_____ / _____	

(Level - Points: 1=4, 2=10, 3=16, 4=22, 5=28, 6=36, 7=56, 8=74, 9=92, 10=116)

Prior capital felony triples Primary Offense points

I. _____

II. ADDITIONAL OFFENSE(S): Supplemental page attached

DOCKET#	FEL/MM DEGREE	F.S.#	OFFENSE LEVEL	QUALIFY A S C R	COUNTS	POINTS	TOTAL
_____ / _____	_____ / _____	_____ / _____	_____	<input type="checkbox"/> <input type="checkbox"/> <input type="checkbox"/> <input type="checkbox"/>	_____	x _____	= _____

DESCRIPTION _____

_____ / _____	_____ / _____	_____ / _____	_____	<input type="checkbox"/> <input type="checkbox"/> <input type="checkbox"/> <input type="checkbox"/>	_____	X _____	= _____
---------------	---------------	---------------	-------	---	-------	---------	---------

DESCRIPTION _____

_____ / _____	_____ / _____	_____ / _____	_____	<input type="checkbox"/> <input type="checkbox"/> <input type="checkbox"/> <input type="checkbox"/>	_____	X _____	= _____
---------------	---------------	---------------	-------	---	-------	---------	---------

DESCRIPTION _____

_____ / _____	_____ / _____	_____ / _____	_____	<input type="checkbox"/> <input type="checkbox"/> <input type="checkbox"/> <input type="checkbox"/>	_____	x _____	= _____
---------------	---------------	---------------	-------	---	-------	---------	---------

DESCRIPTION _____

(Level - Points: M=0.2, 1=0.7, 2=1.2, 3=2.4, 4=3.6, 5=5.4, 6=18, 7=28, 8=37, 9=46, 10=58)

Prior capital felony triples Additional Offense points

Supplemental page points _____

II. _____

III. VICTIM INJURY:

	Number	Total		Number	Total
2nd Degree Murder	240 x _____	= _____	Slight	4 x _____	= _____
Death	120 x _____	= _____	Sex Penetration	80 x _____	= _____
Severe	40 x _____	= _____	Sex Contact	40 x _____	= _____
Moderate	18 x _____	= _____			

III. _____

IV. **PRIOR RECORD:** Supplemental page attached

FEL/MM DEGREE	F.S.#	OFFENSE LEVEL	QUALIFY: A S C R	DESCRIPTION	NUMBER	POINTS	TOTAL
_____	_____/____	_____	<input type="checkbox"/> <input type="checkbox"/> <input type="checkbox"/> <input type="checkbox"/>	_____	_____	X _____ = _____	
_____	_____/____	_____	<input type="checkbox"/> <input type="checkbox"/> <input type="checkbox"/> <input type="checkbox"/>	_____	_____	X _____ = _____	
_____	_____/____	_____	<input type="checkbox"/> <input type="checkbox"/> <input type="checkbox"/> <input type="checkbox"/>	_____	_____	X _____ = _____	
_____	_____/____	_____	<input type="checkbox"/> <input type="checkbox"/> <input type="checkbox"/> <input type="checkbox"/>	_____	_____	X _____ = _____	
_____	_____/____	_____	<input type="checkbox"/> <input type="checkbox"/> <input type="checkbox"/> <input type="checkbox"/>	_____	_____	X _____ = _____	
_____	_____/____	_____	<input type="checkbox"/> <input type="checkbox"/> <input type="checkbox"/> <input type="checkbox"/>	_____	_____	X _____ = _____	
_____	_____/____	_____	<input type="checkbox"/> <input type="checkbox"/> <input type="checkbox"/> <input type="checkbox"/>	_____	_____	X _____ = _____	
_____	_____/____	_____	<input type="checkbox"/> <input type="checkbox"/> <input type="checkbox"/> <input type="checkbox"/>	_____	_____	X _____ = _____	
_____	_____/____	_____	<input type="checkbox"/> <input type="checkbox"/> <input type="checkbox"/> <input type="checkbox"/>	_____	_____	X _____ = _____	

(Level = Points: M=0.2, 1=0.5, 2=0.8, 3=1.6, 4=2.4, 5=3.6, 6=9, 7=14, 8=19, 9=23, 10=29)

Supplemental page points _____

IV. _____

Page 1 Subtotal: _____

Effective Date: For offenses committed under the Criminal Punishment Code effective for offenses committed on or after October 1, 1998 and subsequent revisions.

NAME (LAST, FIRST, MI)	DOCKET #
-------------------------------	-----------------

Page 1 Subtotal: _____

V. Legal Status violation = 4 Points

- Escape Fleeing Failure to appear Supersedeas bond Incarceration Pretrial intervention or diversion program
 Court imposed or post prison release community supervision resulting in a conviction

V. _____

VI. Community Sanction violation before the court for sentencing

- Probation Community Control Pretrial Intervention or diversion
- 6 points for any violation other than new felony conviction x _____ each successive violation OR
 New felony conviction = 12 points x _____ each successive violation if new offense results in conviction before or at same time as sentence for violation of probation OR
 12 points x _____ each successive violation for a violent felony offender of special concern when the violation is not based solely on failure to pay costs, fines, or restitution OR
 New felony conviction = 24 points x _____ each successive violation for a violent felony offender of special concern if new offense results in a conviction before or at the same time for violation of probation

VI. _____

VII. Firearm/Semi-Automatic or Machine Gun = 18 or 25 Points

VII. _____

VIII. Prior Serious Felony - 30 Points

VIII. _____

Subtotal Sentence Points _____

IX. Enhancements (only if the primary offense qualifies for enhancement)

Law Enf. Protect.	Drug Trafficker	Motor Vehicle Theft	Criminal Gang Offense	Domestic Violence in the Presence of Related Child (offenses committed on or after 3/12/07)	Adult-on-Minor Sex Offense (offenses committed on or after 10/1/14)
___ x 1.5 ___ x 2.0 ___ x 2.5	___ x 1.5	___ x 1.5	___ x 1.5	___ x 1.5	___ x 2.0

Enhanced Subtotal Sentence Points **IX.** _____

TOTAL SENTENCE POINTS _____

SENTENCE COMPUTATION

If total sentence points are less than or equal to 44, the lowest permissible sentence is any non-state prison sanction. If the total sentence points are 22 points or less, see Section 775.082(10), Florida Statutes, to determine if the court must sentence the offender to a non-state prison sanction.

If total sentence points are greater than 44:

$$\underline{\hspace{2cm}} \text{ minus } 28 = \underline{\hspace{2cm}} \times .75 = \underline{\hspace{2cm}}$$

total sentence points lowest permissible prison sentence in months

If total sentence points are 60 points or less and court makes findings pursuant to both Florida Statutes 948.20 and 397.334(3), the court may place the defendant into a treatment-based drug court program.

The maximum sentence is up to the statutory maximum for the primary and any additional offenses as provided in s. 775.082, F.S., unless the lowest permissible sentence under the Code exceeds the statutory maximum. Such sentences may be imposed concurrently or consecutively. If total sentence points are greater than or equal to 363, a life sentence may be imposed.

maximum sentence In years

TOTAL SENTENCE IMPOSED

Years Months Days

- | | | | | |
|--|--------------------------------------|-------|-------|-------|
| <input type="checkbox"/> State Prison | <input type="checkbox"/> Life | _____ | _____ | _____ |
| <input type="checkbox"/> County Jail | <input type="checkbox"/> Time Served | _____ | _____ | _____ |
| <input type="checkbox"/> Community Control | | _____ | _____ | _____ |
| <input type="checkbox"/> Probation | <input type="checkbox"/> Modified | _____ | _____ | _____ |

Please check if sentenced as habitual offender, habitual violent offender, violent career criminal, prison releasee reoffender, or a mandatory minimum applies.

Mitigated Departure Plea Bargain Prison Diversion Program

Other Reason _____

JUDGE'S SIGNATURE	
--------------------------	--

RULE 3.992(b) Supplemental Criminal Punishment Code Scoresheet

NAME (LAST, FIRST, MI.)	DOCKET #	DATE OF SENTENCE
-------------------------	----------	------------------

II. ADDITIONAL OFFENSES(S):

DOCKET#	FEL/MM DEGREE	F.S#	OFFENSE LEVEL	QUALIFY A S C R	COUNTS	POINTS	TOTAL
_____ / _____	_____ / _____	_____ / _____	_____	<input type="checkbox"/> <input type="checkbox"/> <input type="checkbox"/> <input type="checkbox"/>	_____ x _____	_____ = _____	
DESCRIPTION _____							
_____ / _____	_____ / _____	_____ / _____	_____	<input type="checkbox"/> <input type="checkbox"/> <input type="checkbox"/> <input type="checkbox"/>	_____ x _____	_____ = _____	
DESCRIPTION _____							
_____ / _____	_____ / _____	_____ / _____	_____	<input type="checkbox"/> <input type="checkbox"/> <input type="checkbox"/> <input type="checkbox"/>	_____ x _____	_____ = _____	
DESCRIPTION _____							
_____ / _____	_____ / _____	_____ / _____	_____	<input type="checkbox"/> <input type="checkbox"/> <input type="checkbox"/> <input type="checkbox"/>	_____ x _____	_____ = _____	
DESCRIPTION _____							
_____ / _____	_____ / _____	_____ / _____	_____	<input type="checkbox"/> <input type="checkbox"/> <input type="checkbox"/> <input type="checkbox"/>	_____ x _____	_____ = _____	
DESCRIPTION _____							

(Level - Points: M=0.2, 1=0.7, 2=1.2, 3=2.4, 4=3.6, 5=5.4, 6=18, 7=28, 8=37, 9=46, 10=58)

II. _____

IV. PRIOR RECORD

FEL/MM DEGREE	F.S.#	OFFENSE LEVEL	QUALIFY: A S C R	DESCRIPTION	NUMBER	POINTS	TOTAL
_____ / _____	_____ / _____	_____ / _____	<input type="checkbox"/> <input type="checkbox"/> <input type="checkbox"/> <input type="checkbox"/>	_____	_____	X _____	_____ = _____
_____ / _____	_____ / _____	_____ / _____	<input type="checkbox"/> <input type="checkbox"/> <input type="checkbox"/> <input type="checkbox"/>	_____	_____	X _____	_____ = _____
_____ / _____	_____ / _____	_____ / _____	<input type="checkbox"/> <input type="checkbox"/> <input type="checkbox"/> <input type="checkbox"/>	_____	_____	X _____	_____ = _____
_____ / _____	_____ / _____	_____ / _____	<input type="checkbox"/> <input type="checkbox"/> <input type="checkbox"/> <input type="checkbox"/>	_____	_____	X _____	_____ = _____
_____ / _____	_____ / _____	_____ / _____	<input type="checkbox"/> <input type="checkbox"/> <input type="checkbox"/> <input type="checkbox"/>	_____	_____	X _____	_____ = _____
_____ / _____	_____ / _____	_____ / _____	<input type="checkbox"/> <input type="checkbox"/> <input type="checkbox"/> <input type="checkbox"/>	_____	_____	X _____	_____ = _____

(Level = Points: M=0.2, 1=0.5, 2=0.8, 3=1.6, 4=2.4, 5=3.6, 6=9, 7=14, 8=19, 9=23, 10=29)

IV. _____

REASONS FOR DEPARTURE - MITIGATING CIRCUMSTANCES

(reasons may be checked here or written on the scoresheet)

- Legitimate, uncoerced plea bargain.
- The defendant was an accomplice to the offense and was a relatively minor participant in the criminal conduct.
- The capacity of the defendant to appreciate the criminal nature of the conduct or to conform that conduct to the requirements of law was substantially impaired.
- The defendant requires specialized treatment for a mental disorder that is unrelated to substance abuse or addiction, or for a physical disability, and the defendant is amenable to treatment.
- The need for payment of restitution to the victim outweighs the need for a prison sentence.
- The victim was an initiator, willing participant, aggressor, or provoker of the incident.
- The defendant acted under extreme duress or under the domination of another person.
- Before the identity of the defendant was determined, the victim was substantially compensated.
- The defendant cooperated with the State to resolve the current offense or any other offense.
- The offense was committed in an unsophisticated manner and was an isolated incident for which the defendant has shown remorse.
- At the time of the offense the defendant was too young to appreciate the consequences of the offense.

- The defendant is to be sentenced as a youthful offender.
- The defendant is amenable to the services of a postadjudicatory treatment-based drug court program and is otherwise qualified to participate in the program.
- The defendant was making a good faith effort to obtain or provide medical assistance for an individual experiencing a drug-related overdose.

Pursuant to 921.0026(3) the defendant's substance abuse or addiction does not justify a downward departure from the lowest permissible sentence, except for the provisions of s. 921.0026(2)(m).
Effective Date: For offenses committed under the Criminal Punishment Code effective for offenses committed on or after October 1, 1998 and subsequent revisions.