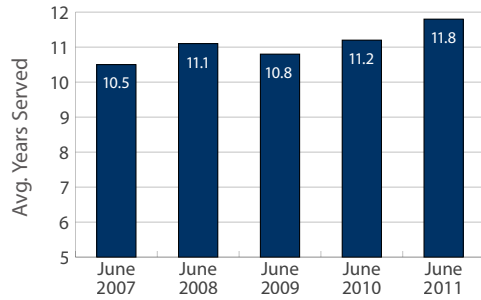
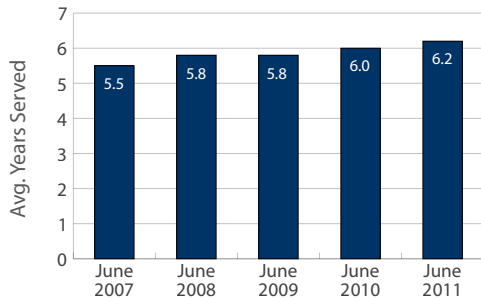


Average Years Served by Released Inmates

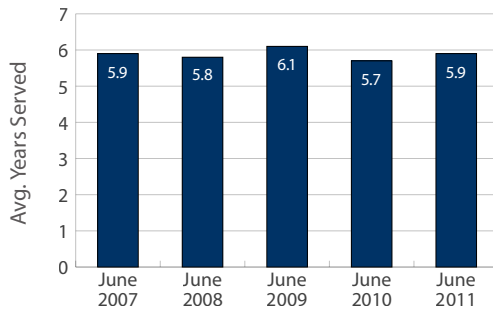
Murder/Manslaughter



Sexual Battery



Robbery



What's this about a 65% of sentence served law?

Though this rumor has persisted for years, **there has never been a law requiring inmates to serve only 65% of their sentences, though periodically bills to this effect are proposed to the Legislature.** Effective October 1, 1995, section 944.275, Florida Statutes was amended and provides that a sentence imposed for an offense committed on or after October 1, 1995 cannot end, terminate or expire prior to the offender having satisfied 85% of the term imposed. In addition, the statute provides that the offender may earn monthly awards of incentive gain-time up to 10 days per month. However, when the inmate's tentative release date becomes equivalent to the 85% minimum service date, the inmate is prohibited from earning further gain-time awards.

What are the average sentences for those on Community Supervision, such as probation?

(Averages as of June 30, 2011)

Type of Supervision	Average Sentence Length in Years
Probation	4.0
Drug Offender Probation	3.2
Community Control	4.1
Pretrial Intervention	1.4
Parole	16.4
Conditional Release	3.5
Control Release	3.7
Addition Recovery	1.2
Other Post-Prison Release	4.1
Overall Average Supervision Sentence	4.0

DOING TIME:

Most Florida Inmates Serving


More than 85%

of their Sentences



August 2011

**Florida Department of Corrections
Office of Public Affairs
2601 Blainstone Road
Tallahassee, FL 32399-2500
(850) 488-0420**



Rick Scott, Governor

Kenneth S. Tucker, Secretary

<http://www.dc.state.fl.us/pub/timeserv/doing>

This brochure was produced by the Florida Department of Corrections Public Affairs Office and Bureau of Research and Data Analysis. For more information, call (850) 410-4486 or email us at bryant.paula@mail.dc.state.fl.us.

Florida Inmates Serve a Minimum of 85%

Those sentenced to prison in Florida who committed their crimes on or after October 1, 1995 will serve a minimum of 85% of their sentences. This applies to all inmates, regardless of the type of crime they committed. On June 30, 2011, the vast majority (96.9%) of all inmates in prison had been sentenced under the 85% law. This percentage represents only those inmates who have every component of their sentence covered by the 85% law.

Sample Sentences and Estimated Time Served

Offense	Sentence	Minimum Time They Will Serve*
Murder	Life	Life in prison
Sexual Assault	15 years	12.8 years
Burglary	10 years	8.5 years
Drug Possession	3 years	2.6 years

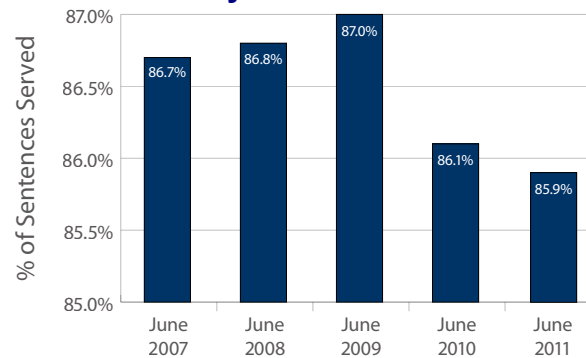
*Minus any county jail time already served.

While some of the inmates being released from prison today have been sentenced under the 85% law, those who committed their crimes prior to October 1, 1995 have no such restrictions. The following bar chart shows the average percentage of prison sentence being served by everyone released from prison, regardless of when their crime was committed. For the last four years, inmates released from Florida prisons have actually served MORE than 85% of their sentences, on average.

A Life Sentence Means Life

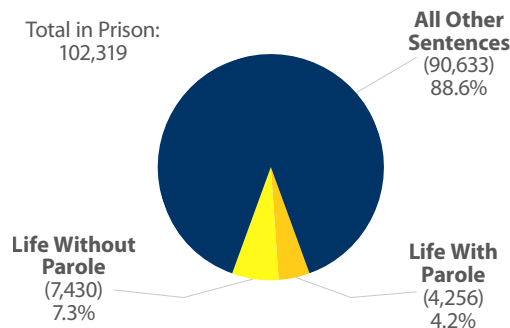
When calculating how much time an inmate will serve in prison you must first calculate 85% of his or her sentence, and then subtract any county jail time already served.

Average Percentage of Sentence Served by Released Inmates



Persons receiving a life sentence for crimes committed on or after October 1, 1995 will serve a life sentence.

Percent of Inmates in Florida Prisons on June 30, 2011 with Life Sentences

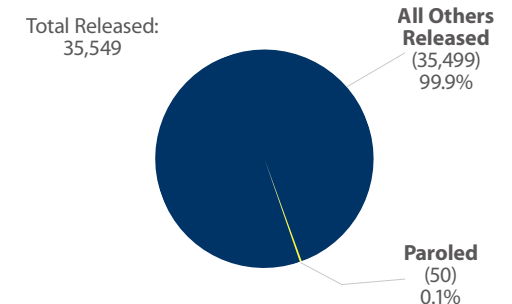


Less than 1% Paroled Yearly

Parole in Florida was eliminated for non-capital felonies committed on or after July 1, 1984. Capital felonies resulting in a life sentence (instead of the death penalty) remained eligible for parole after serving a mandatory 25-year term. Legislative action effective May 24, 1994, and October 1, 1995, effectively eliminated parole for all capital offenses as well. Of the 102,319 inmates in Florida prisons on June 30, 2011, only 5,360 or 5.2% of them remain parole eligible. Only 50 (or 0.1%) of the 35,549 inmates released from Florida prisons in FY 2010/11 were paroled.



Less than One Percent of Inmates Released in FY10/11 were Paroled



ATTENTION VICTIMS: For more information about offenders in the custody of the Florida Department of Corrections, referral services, or restitution, call toll free 1-877-884-2846, or (850) 488-9166, or go to www.dc.state.fl.us/oth/vicstas/index.html. Victims, their families and friends can also call our anonymous VINE service at 1-877-846-3435 (toll free, 24 hours) or visit the VINE at www.vinelink.com to learn inmates' locations and release dates, and to be notified of any change in an inmate's status (move elsewhere, escape, release, etc.)